

# What is Edmodo?

## My child's Parent Edmodo Code

---

**\*You may get your code from any of your child's teachers or, with proper identification, from Ms. Clouden in the front office.**

### Dear Parents:

As you may know, this year we are using Edmodo in our classrooms. Edmodo is a safe social learning platform that allows our classes, teams, clubs, etc. to connect both at school and from home. We are NOT using this for grades. Grades and attendance are available in PowerSchool. Edmodo Parent Accounts are now available. With Parent Accounts, you can now:

- Communicate with your child and the teacher, either together or individually
- View the calendar with homework assignments, due dates, etc. for every class

Edmodo is accessible not just online but on any mobile device, so you can set up your notifications to receive alerts and check edmodo on your phone. In addition, you can download free Edmodo Apps for both iPhone and Android.

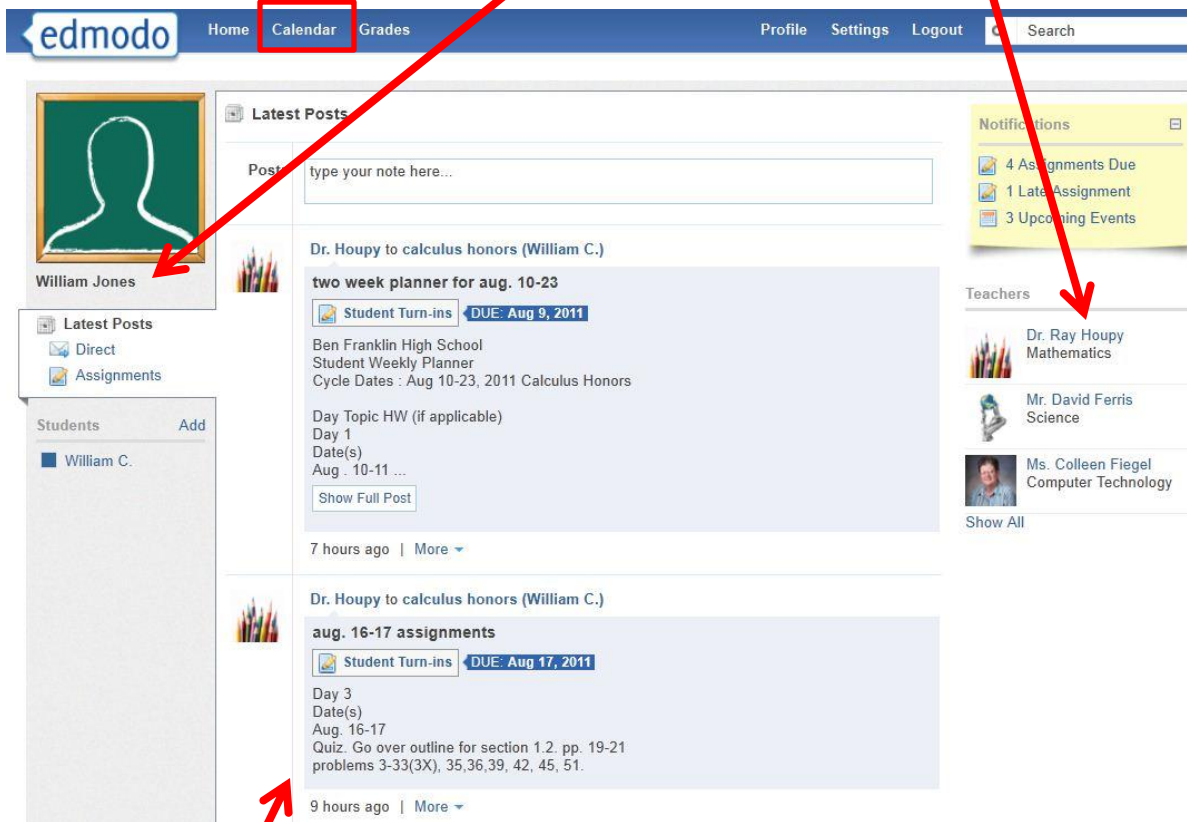
Join your child's classroom in Edmodo in a few simple steps:

1. Go to <http://bfhs.edmodo.com>. There is also a link on the front page of the school website.(top right)
2. Select "Parent Signup".
3. **You may get your code from any of your child's teachers or, with proper identification, from Ms. Clouden in the front office.**
4. Type **your child's unique code** in the Parent Code field, then create your unique username and password. You must put in an email address. After you sign up for the first time, you will no longer need the parent code – you'll login using your unique username and password.

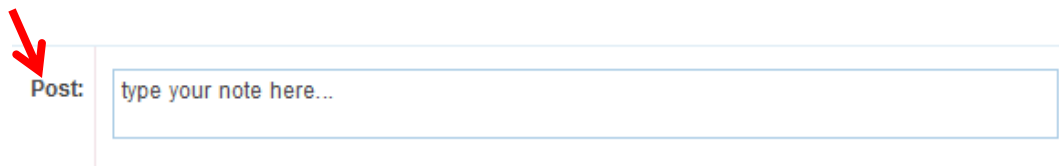


The image shows a screenshot of the Edmodo Parent Sign Up form. The form is titled "Parent Sign Up" and includes the following fields: Parent Code, Relation (a dropdown menu currently showing "Mom"), Username, Password, Email, First Name, and Last Name. Below the fields, there is a checkbox for "You agree to our terms of service." and a "Sign up" button.

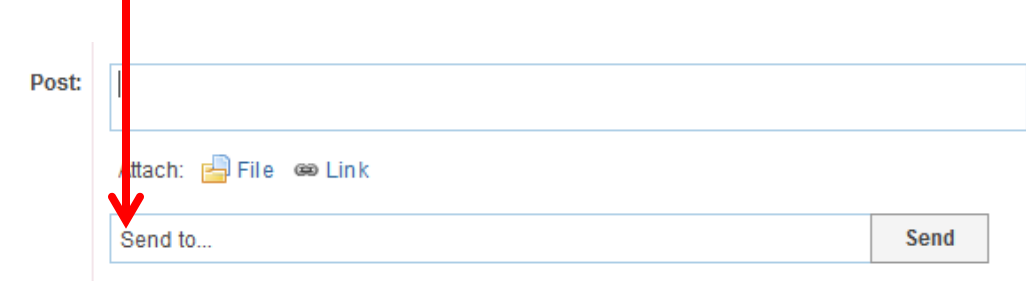
- Once logged in you will see your child's name on the left and the teachers on the right. If you have more than one child you may add them with their unique parent code.



- You will see assignments posted in the middle column. At the top if you click on the calendar you will be able to see the homework/classwork assignments that have been posted by the teachers.
- You may also send a message to the teacher and/or to your child by typing in the "Post" box.



- In the "Send" box start typing the first few letters of the teacher's name and then click on that teacher's name.



Don't forget to get your PowerSchool Parent Portal login information for grades and attendance.

For Edmodo help. : Email: [colleen\\_fiegel@benfranklinhighschool.org](mailto:colleen_fiegel@benfranklinhighschool.org)

For PowerSchool Parent Portal help: Email [victoria\\_pellecchia@benfranklinhighschool.org](mailto:victoria_pellecchia@benfranklinhighschool.org)